


# MAXIMATOR®

## Maximum Pressure.



High Pressure Technology • Testing Equipment  
Hydraulics • Pneumatics

### Technical Data Sheet



G35D  
double acting, single air drive head  
(Standard= Bottom inlet)

G35D

» Oil service

G35DVE

» Water service

#### Technical Data:

Air drive pressure:	1-10 bar / 14,5 - 145psi
Calculated Outlet Pressure at an air drive of 10 bar/145 psi:	400 bar/ 5,800 psi
Pressure ratio:	1:40
Displacement volume/double stroke	49.0 cm <sup>3</sup> / 2.99 cu.inch

#### Connections:

Inlet:	Standard: Bottom Inlet 3/4 BSP
Outlet:	3/4 BSP
Air drive:	3/4 BSP
Maximum operating temperature:	60°C
Net weight:	19.0 kg

Pressure and flow performances, please see enclosed graph.

#### Wetted materials of construction:

Seal package:	G35D: Polyurethan, NBR G35DVE: UHMWPE, FKM
Pump Body:	1.4305
Piston:	1.4112 (hardened)
Fittings:	1.4571

#### Approximate Dimensions:

Height:	412 mm
Depth:	181 mm
Width:	272 mm

#### Available Options:

Seal material for oil service:	G35D
Seal material for water service:	G35DVE
Side inlet	G35DS/ G35DVES
Special inlet and outlet ports, i.e. NPT	G35D-NPT G35DVE-NPT

Special seal material to handle special fluids on request.

#### Available Accessories:

Air control units with filter pressure regulator, control pressure gauge and shut off valve:	G35D with C2
To protect the pump against excessive outlet pressures or to limit the outlet pressure, a safety valve can be fitted to the air control unit in the air drive line:	G35D with C2/SVair (The required outlet pressure has to be indicated.)

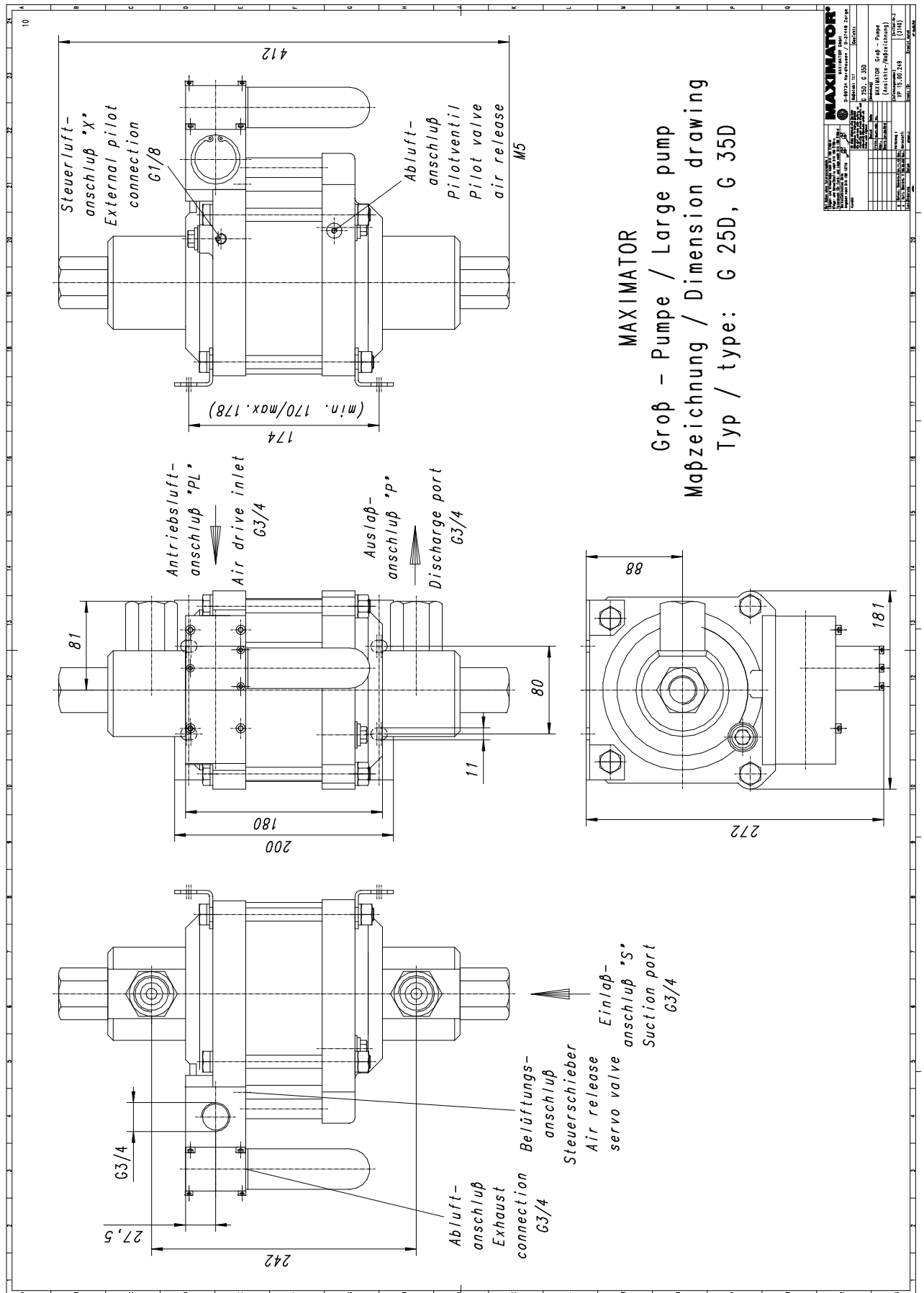
**Please consult factory for more information.** All technical and dimensional information subject to change. All General Terms and Conditions of sale, including limitations of our liability, apply to all products and services sold.

# MAXIMATOR®

## Maximum Pressure.

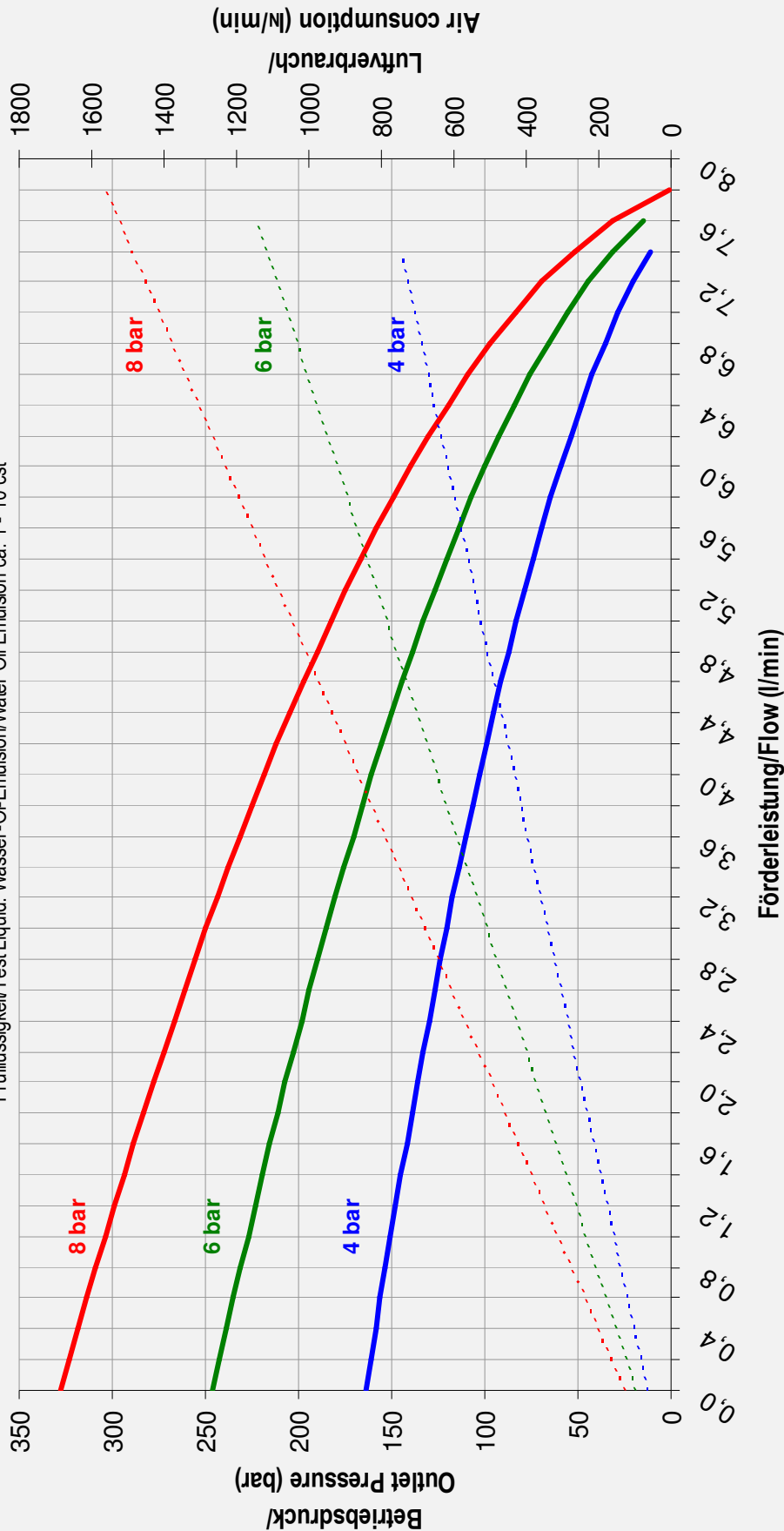


High Pressure Technology • Testing Equipment  
Hydraulics • Pneumatics



### Leistungsdiagramm/Performance Graph G 35 D

Prüfflüssigkeit/Test Liquid: Wasser-Öl-Emulsion/Water Oil Emulsion ca. 1 - 10 cst



- Betriebsdruck bei/Outlet Pressure at 4 bar
- Betriebsdruck bei/Outlet Pressure at 6 bar
- Betriebsdruck bei/Outlet Pressure at 8 bar
- - - Luftverbrauch bei/Air consumption at 4 bar
- - - Luftverbrauch bei/Air consumption at 6 bar
- - - Luftverbrauch bei/Air consumption at 8 bar